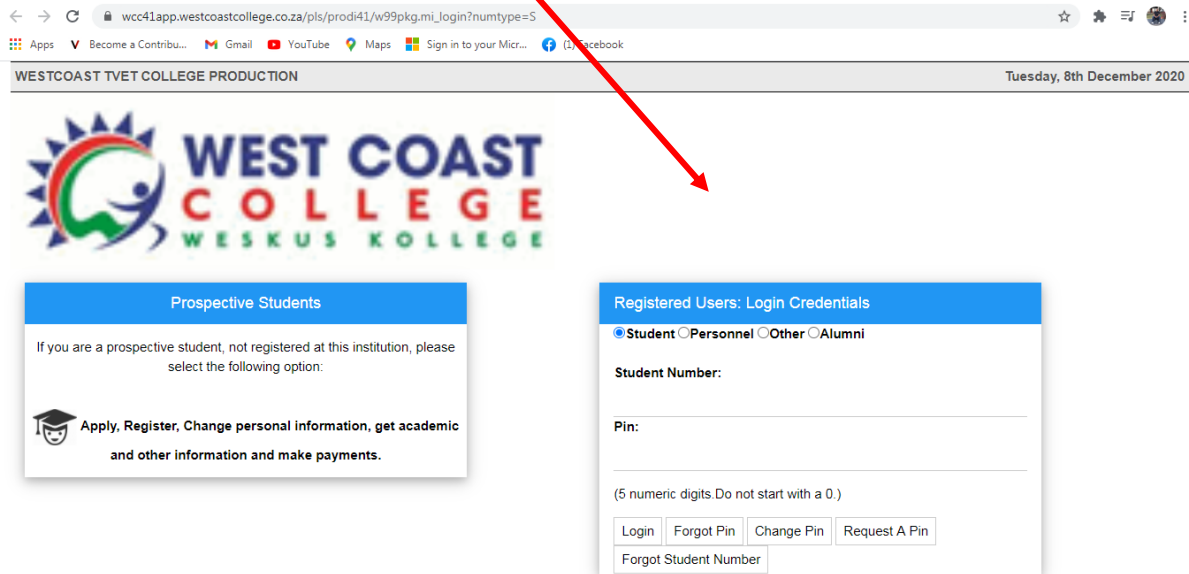


Step by step guide to register online


Step 1- Go to <https://bit.ly/StudentWCC> and login to the platform



The screenshot shows the login page for West Coast College. At the top, there is a navigation bar with the college logo and the text "WESTCOAST TVET COLLEGE PRODUCTION" and "Tuesday, 8th December 2020". Below the navigation bar, there are two main sections: "Prospective Students" and "Registered Users: Login Credentials".

Prospective Students

If you are a prospective student, not registered at this institution, please select the following option:

 **Apply, Register, Change personal information, get academic and other information and make payments.**

Registered Users: Login Credentials

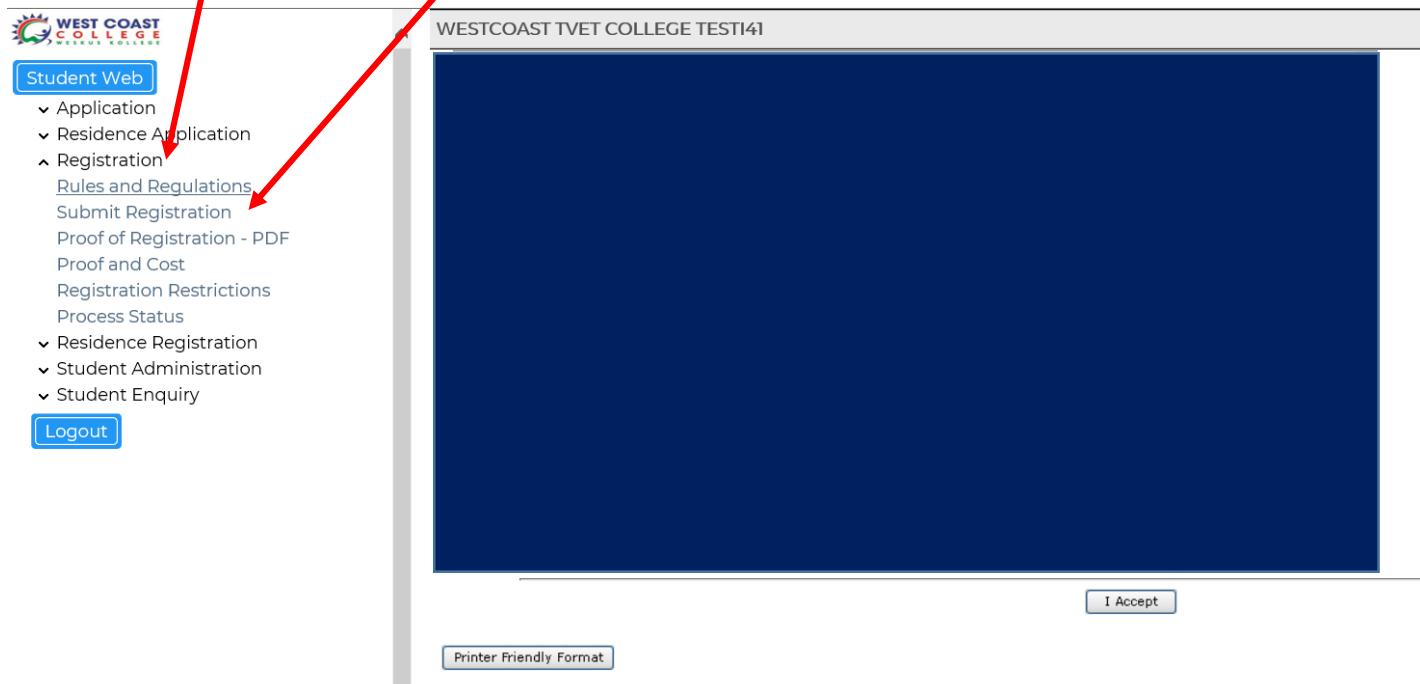
Student Personnel Other Alumni

Student Number:

Pin:

(5 numeric digits. Do not start with a 0.)

Step 2 – Go to Registration and then Rules and Regulations



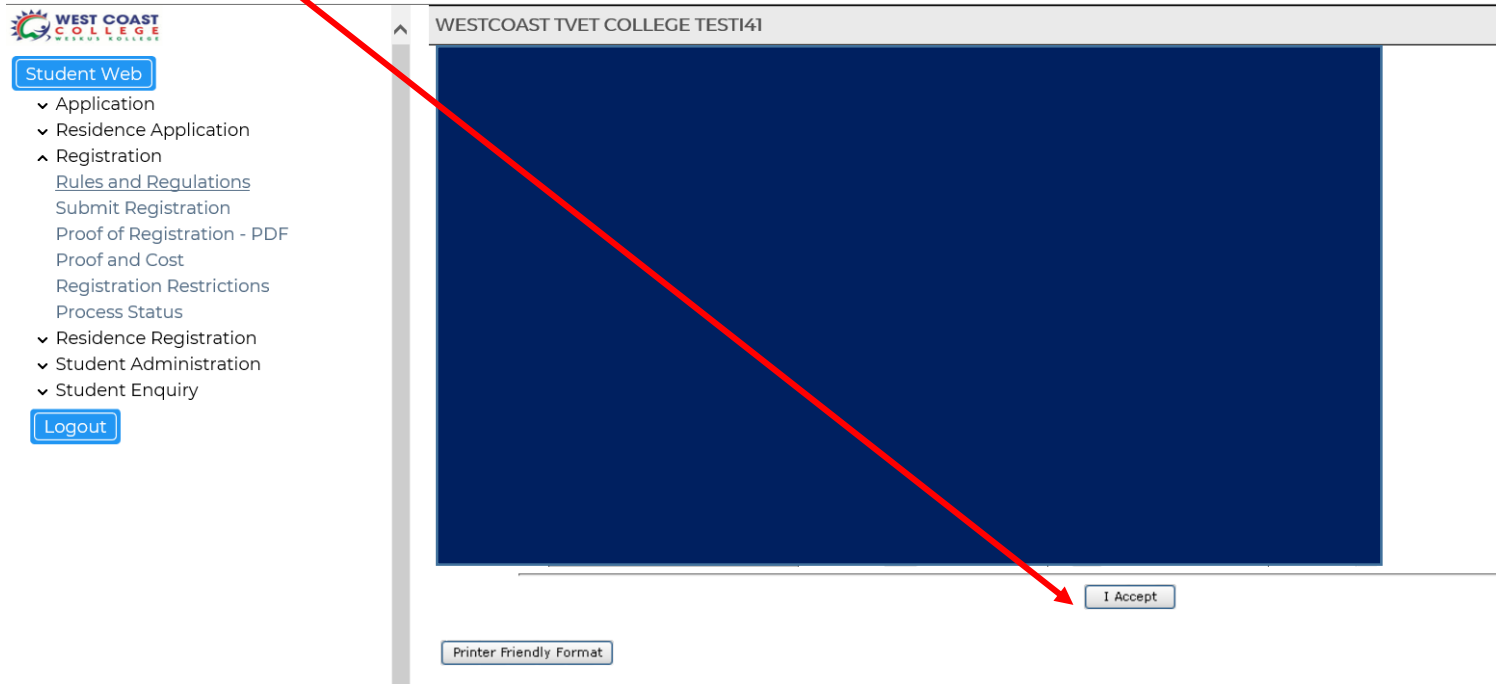
The screenshot shows the "Student Web" menu on the West Coast College website. The menu is located on the left side of the page and includes the following items:

- Application
- Residence Application
- Registration
 - [Rules and Regulations](#)
 - Submit Registration
 - Proof of Registration - PDF
 - Proof and Cost
 - Registration Restrictions
 - Process Status
- Residence Registration
- Student Administration
- Student Enquiry

At the bottom of the menu, there is a "Logout" button.

The main content area of the page is currently blank, with a large blue rectangle covering the content. At the bottom of the page, there is a "Printer Friendly Format" button and an "I Accept" button.

Step 3 – Accept the Rules and Regulations



WESTCOAST TVET COLLEGE TEST141

Student Web

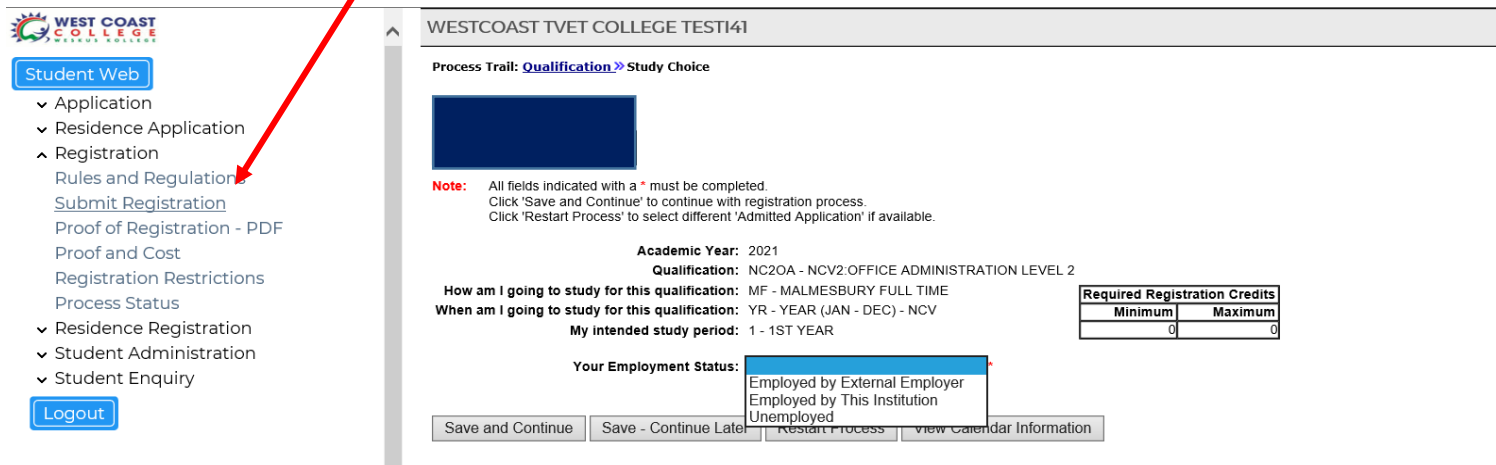
- Application
- Residence Application
- Registration
 - Rules and Regulations
 - Submit Registration
 - Proof of Registration - PDF
 - Proof and Cost
 - Registration Restrictions
 - Process Status
- Residence Registration
- Student Administration
- Student Enquiry

Logout

I Accept

Printer Friendly Format

Step 4 – Click on Submit Registration



WESTCOAST TVET COLLEGE TEST141

Process Trail: [Qualification](#) > [Study Choice](#)

Note: All fields indicated with a * must be completed.
Click 'Save and Continue' to continue with registration process.
Click 'Restart Process' to select different 'Admitted Application' if available.

Academic Year: 2021
Qualification: NC20A - NCV2:OFFICE ADMINISTRATION LEVEL 2

How am I going to study for this qualification: MF - MALMESBURY FULL TIME
When am I going to study for this qualification: YR - YEAR (JAN - DEC) - NCV
My intended study period: 1 - 1ST YEAR

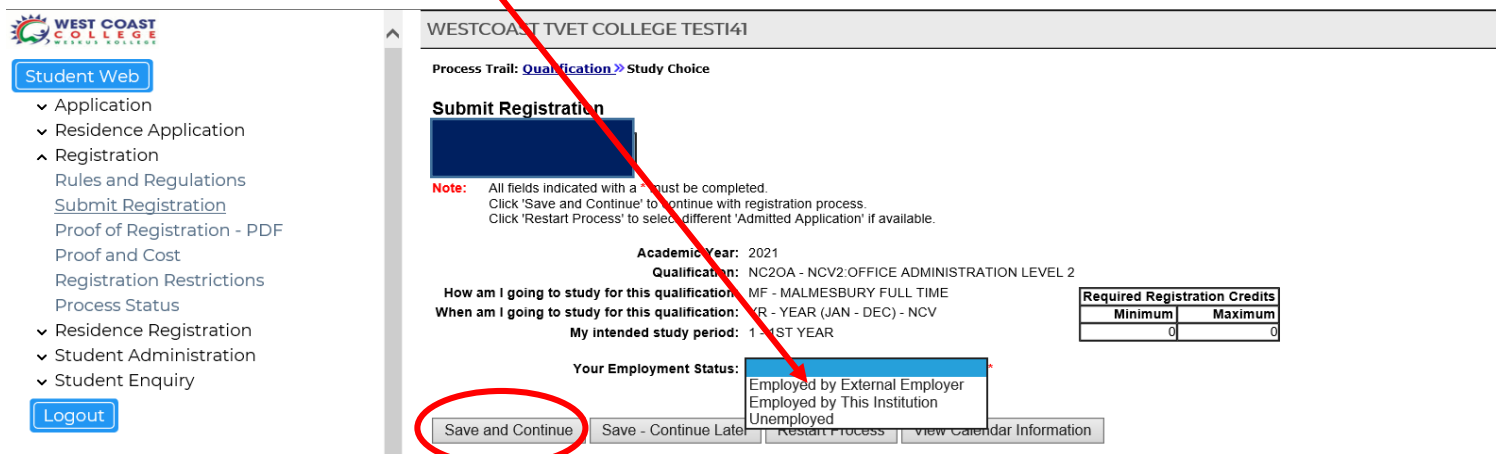
Required Registration Credits	
Minimum	Maximum
0	0

Your Employment Status:

- Employed by External Employer
- Employed by This Institution
- Unemployed

Save and Continue Save - Continue Later Restart Process view Calendar Information

Step 5 – Please select your employment status, then Save and continue



WESTCOAST TVET COLLEGE TEST141

Process Trail: [Qualification](#) > [Study Choice](#)

Submit Registration

Note: All fields indicated with a * must be completed.
Click 'Save and Continue' to continue with registration process.
Click 'Restart Process' to select different 'Admitted Application' if available.

Academic Year: 2021
Qualification: NC20A - NCV2:OFFICE ADMINISTRATION LEVEL 2

How am I going to study for this qualification: MF - MALMESBURY FULL TIME
When am I going to study for this qualification: YR - YEAR (JAN - DEC) - NCV
My intended study period: 1 - 1ST YEAR

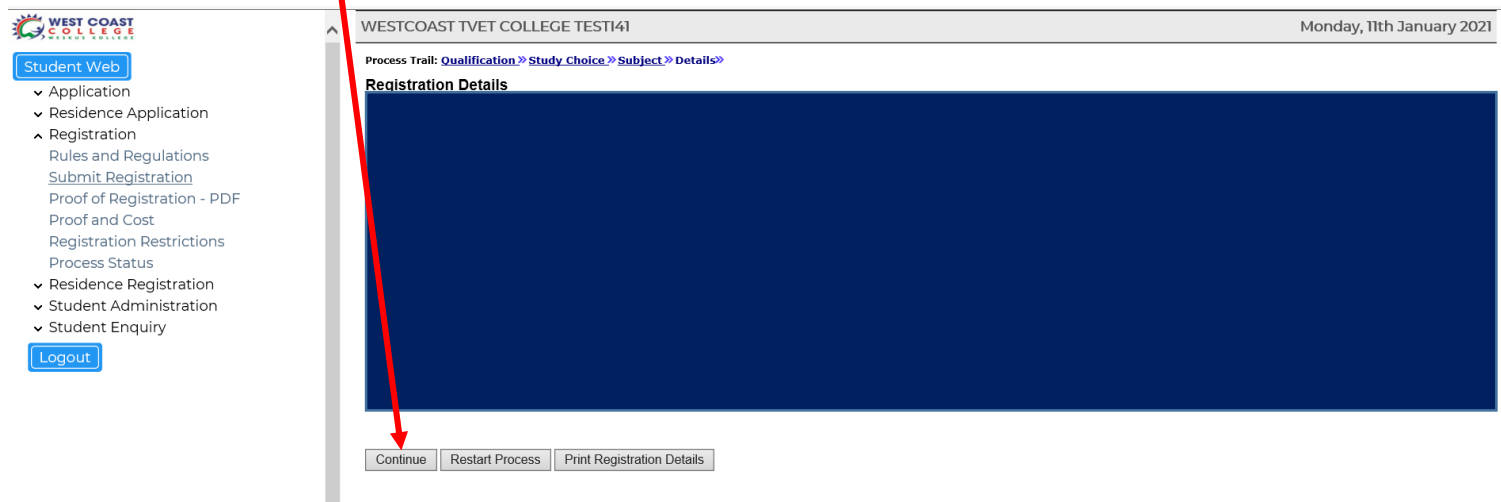
Required Registration Credits	
Minimum	Maximum
0	0

Your Employment Status:

- Employed by External Employer
- Employed by This Institution
- Unemployed

Save and Continue Save - Continue Later Restart Process view Calendar Information

Step 6 – Then press continue

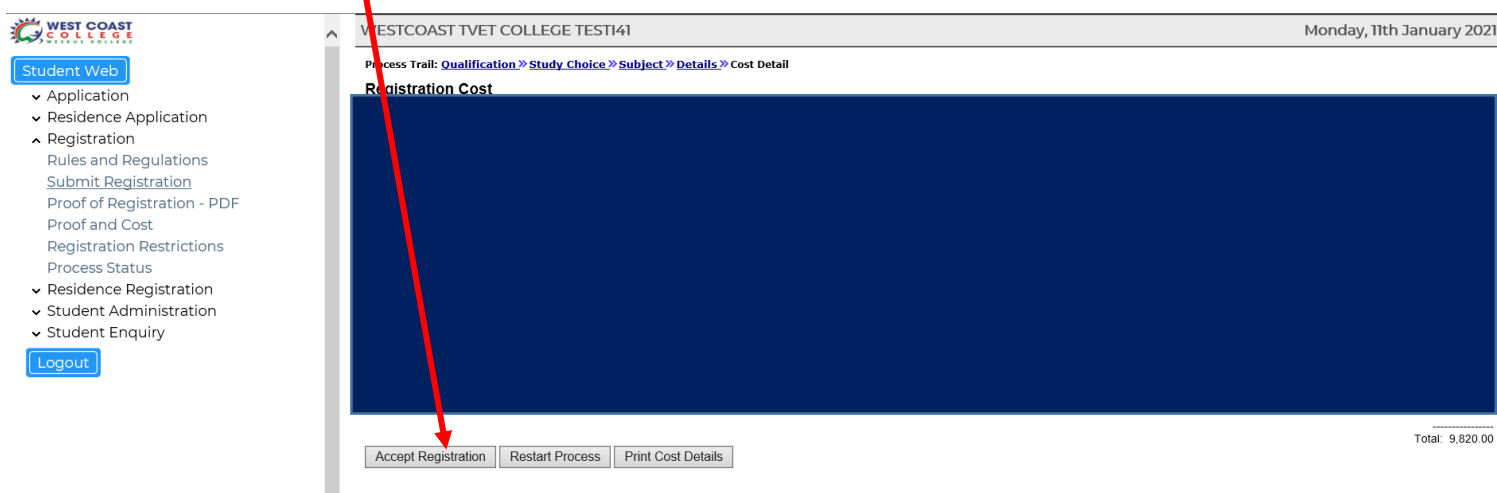


WESTCOAST TVET COLLEGE TEST141 Monday, 11th January 2021

Process Trail: [Qualification](#) » [Study Choice](#) » [Subject](#) » [Details](#) »

Registration Details

Step 7 – Then press “Accept Registration”



WESTCOAST TVET COLLEGE TEST141 Monday, 11th January 2021

Process Trail: [Qualification](#) » [Study Choice](#) » [Subject](#) » [Details](#) » [Cost Detail](#)

Registration Cost

Total: 9,820.00